


ONTÜSTIK-QAZAQSTAN <b>MEDISINA  AKADEMIASY</b> «Оңтүстік Қазақстан медицина академиясы» АҚ		 SOUTH KAZAKHSTAN <b>MEDICAL  ACADEMY</b> АО «Южно-Казахстанская медицинская академия»
Department of Pediatrics -1		044/38-11
Methodical recommendations for individual work of students		Page 1 of 19

## METHODICAL RECOMMENDATIONS FOR INDIVIDUAL WORK OF STUDENTS

**Name of discipline:** "Propaedeutics of childhood diseases-1"


**Code of discipline:** PChD-3205-1

**Name of EP:** 6B10101 «General Medicine»

**Amount of study hours/credits:** 120 hours (4 credits)

**Course and semester of study:** 3rd year, V semester

**Individual work:** 15

ONTÜSTIK-QAZAQSTAN <b>MEDISINA  AKADEMIASY</b> «Оңтүстік Қазақстан медицина академиясы» АҚ		 SOUTH KAZAKHSTAN <b>MEDICAL  ACADEMY</b> АО «Южно-Казахстанская медицинская академия»
Department of Pediatrics -1		044/38-11
Methodical recommendations for individual work of students		Page 2 of 18


Methodical recommendations for individual work of students are designed in accordance with the syllabus « Propaedeutics of childhood diseases » and discussed at the meeting of the Department.

**Protokol № 11 of 23.06.2023y.**

**Head of the Department, PhD**



**K.S. Kemelbekov**

<p>ONTÜSTIK-QAZAQSTAN MEDISINA AKADEMIASY «Оңтүстік Қазақстан медицина академиясы» АҚ</p>		<p>SOUTH KAZAKHSTAN MEDICAL ACADEMY АО «Южно-Казахстанская медицинская академия»</p>
Department of Pediatrics -1		044/38-11
Methodical recommendations for individual work of students		Page 3 of 18

## №1

**1. Theme:** Physical development of an early child in the IMCI program.

**2. Purpose:** discuss with the students about the physical development of the young child at IMCI

### 3. Tasks:

1. Concept of IMCI strategy.
2. Principles of IMCI
3. Assessment of the child's condition according to the IMCI strategy.
4. Identification of urgent and priority features.
5. Stages of the physical development of an early child

**4. Execution form:** presentation preparation

**5. Criteria for the implementation of the IWS:** see Appendix №1,2.

**6. Deadline:** 2nd week

### 7. Literature:

#### Basic:

1. Mazurin, A. V. Propaedeutics of childhood diseases. 1 volume [: textbook / - Almaty : "Evero" , 2017. - 144 p
2. Mazurin, A. V. Propaedeutics of childhood diseases. 2 volume] : textbook / - Almaty : "Evero" , 2017. - 172 p.
3. Mazurin, A. V. Propaedeutics of childhood diseases. 3 volume [: textbook / - Almaty : "Evero" , 2017. - 140 p.
4. Mazurin, A. V. Propaedeutics of childhood diseases. 4 volume: textbook / - Almaty : "Evero" , 2017. - 120 p.
5. Issayeva, L. A. Childhood diseases. I part [: textbook / - Almaty : "Evero" , 2017. - 144 p
6. Issayeva, L. A. Childhood diseases. II part] : textbook / - Almaty : "Evero" , 2017. - 170 p.
7. Issayeva, L. A. Childhood diseases. III part [: textbook / - Almaty : "Evero" , 2017. - 140 p.
8. Issayeva, L. A. Childhood diseases. IV part [: textbook / - Almaty : "Evero" , 2017. - 185 p.

#### Additional:

1. Karen J. marcdante. Robert M. Kligeman. Nelson "Essential of Pediatrics" 7th edition 2015.
2. Joseph J. Zorc Schwartz's "Clinical Handbook of Pediatrics" fifth edition 2013.

#### Electronic resources:

1. Karen J. marcdante. Robert M. Kligeman. Nelson "Essential of Pediatrics" 7th edition 2015. el disc (CD-ROM).

### 8. Control-questions:

1. What is IMCI?
2. Tell us about the IMCI strategy.
3. Basic principles of IMCI
4. As ocenivaet condition of the child according to the IMCI strategy?
5. Identification of urgent and priority features.
6. Tell us about the physical development of an early child

## №2


**1. Theme:** Stages of intrauterine development of the respiratory tract in the fetus.

**2. Purpose:** discuss with students the stages of intrauterine development of the respiratory tract in the fetus

### 3. Tasks:

1. Fetal periods of development of the respiratory tract in the fetus



<p> ONTÜSTIK-QAZAQSTAN  <b>MEDISINA  AKADEMIASY</b>  «Оңтүстік Қазақстан медицина академиясы» АҚ </p>		<p>  SOUTH KAZAKHSTAN  <b>MEDICAL  ACADEMY</b>  АО «Южно-Казахстанская медицинская академия» </p>
Department of Pediatrics -1		044/38-11
Methodical recommendations for individual work of students		Page 4 of 18

2. The concept of intrauterine lung development.
3. Development of the main bronchi in the embryo
4. Development of pulmonary tissue in the embryo
5. The synthesis of surfactant
6. Main functions of surfactant
7. The scheme of the structure of the bronchial and alveolar tree
8. Malformations of the respiratory tract in the fetus

**4. Execution form:** presentation preparation

**5. Criteria for the implementation of the IWS:** see Appendix №1,2.

**6. Deadline:** 2nd week

**7. Literature:** basic and additional

**Basic:**

9. Mazurin, A. V. Propaedeutics of childhood diseases. 1 volume [: textbook / - Almaty : "Evero" , 2017. - 144 p
10. Mazurin, A. V. Propaedeutics of childhood diseases. 2 volume] : textbook / - Almaty : "Evero" , 2017. - 172 p.
11. Mazurin, A. V. Propaedeutics of childhood diseases. 3 volume [: textbook / - Almaty : "Evero" , 2017. - 140 p.
12. Mazurin, A. V. Propaedeutics of childhood diseases. 4 volume: textbook / - Almaty : "Evero" , 2017. - 120 p.
13. Issayeva, L. A. Childhood diseases. I part [: textbook / - Almaty : "Evero" , 2017. - 144 p
14. Issayeva, L. A. Childhood diseases. II part] : textbook / - Almaty : "Evero" , 2017. - 170 p.
15. Issayeva, L. A. Childhood diseases. III part [: textbook / - Almaty : "Evero" , 2017. - 140 p.
16. Issayeva, L. A. Childhood diseases. IV part [: textbook / - Almaty : "Evero" , 2017. - 185 p.

**Additional:**

1. Karen J. marcdante. Robert M. Kligeman. Nelson "Essential of Pediatrics" 7th edition 2015.
2. Joseph J. Zorc Schwartz's "Clinical Handbook of Pediatrics" fifth edition 2013.

**Electronic resources:**

1. Karen J. marcdante. Robert M. Kligeman. Nelson "Essential of Pediatrics" 7th edition 2015. el disc (CD-ROM).

**8. Control-questions:**

1. Tell us about prenatal lung development.
2. What vices are about the respiratory tract in the fetus?
3. Development of pulmonary tissue in the embryo
4. As for the synthesis of surfactant?
5. What are the main functions of surfactants?


**№3**

**1. Theme:** Diagnostic value of laboratory and instrumental methods of respiratory research in children of different ages.

**2. Purpose:** discuss with students about methods of research of respiratory organs in children of different ages

**3. Tasks:**

1. Study of respiratory function in children.
2. The relevance of the use of instrumental research methods.
3. Types of laboratory and instrumental methods of research.

<p> ONTÜSTIK-QAZAQSTAN  <b>MEDISINA</b>  <b>AKADEMIASY</b>  «Оңтүстік Қазақстан медицина академиясы» АҚ </p>		<p>  SOUTH KAZAKHSTAN  <b>MEDICAL</b>  <b>ACADEMY</b>  АО «Южно-Казахстанская медицинская академия» </p>
Department of Pediatrics -1		044/38-11
Methodical recommendations for individual work of students		Page 5 of 18

4. Their significance in differential diagnosis.

**4. Execution form:** presentation preparation

**5. Criteria for the implementation of the IWS:** see Appendix №1,2.

**6. Deadline:** 3rd week

**7. Literature:** basic and additional

**Basic:**

1. Mazurin, A. V. Propaedeutics of childhood diseases. 1 volume [: textbook / - Almaty : "Evero" , 2017. - 144 p
2. Mazurin, A. V. Propaedeutics of childhood diseases. 2 volume] : textbook / - Almaty : "Evero" , 2017. - 172 p.
3. Mazurin, A. V. Propaedeutics of childhood diseases. 3 volume [: textbook / - Almaty : "Evero" , 2017. - 140 p.
4. Mazurin, A. V. Propaedeutics of childhood diseases. 4 volume: textbook / - Almaty : "Evero" , 2017. - 120 p.
5. Issayeva, L. A. Childhood diseases. I part [: textbook / - Almaty : "Evero" , 2017. - 144 p
6. Issayeva, L. A. Childhood diseases. II part] : textbook / - Almaty : "Evero" , 2017. - 170 p.
7. Issayeva, L. A. Childhood diseases. III part [: textbook / - Almaty : "Evero" , 2017. - 140 p.
8. Issayeva, L. A. Childhood diseases. IV part [: textbook / - Almaty : "Evero" , 2017. - 185 p.

**Additional:**

1. Karen J. marcdante. Robert M. Kligeman. Nelson "Essential of Pediatrics" 7th edition 2015.
2. Joseph J. Zorc Schwartz's "Clinical Handbook of Pediatrics" fifth edition 2013.

**Electronic resources:**

1. Karen J. marcdante. Robert M. Kligeman. Nelson "Essential of Pediatrics" 7th edition 2015. el disc (CD-ROM).

**8. Control-questions:**

1. What are the functions of external respiration in children?
2. The relevance of the use of instrumental research methods.
3. Types of laboratory and instrumental methods of research.
4. Their significance in differential diagnosis.

**№4**

**1. Theme:** Stages of development of the circulatory system in the embryonic period. Hemodynamics in the fetus and the newborn.

**2. Purpose:** to study the stages of development of the circulatory system in the embryonic period.

**3. Tasks:**

1. Embryonic development of the circulatory system
2. Stages of development of the circulatory system in the embryonic period.
3. Diagram of fetal blood flow.
4. Features of the fetal heart.
5. Regulation of blood circulation

**4. Execution form:** presentation preparation


**5. Criteria for the implementation of the IWS:** see Appendix №1,2.

**6. Deadline:** 3rd week

**7. Literature:** basic and additional

**Basic:**



<p style="text-align: center;"> ONTÜSTIK-QAZAQSTAN  <b>MEDISINA</b>  <b>AKADEMIASY</b>  «Оңтүстік Қазақстан медицина академиясы» АҚ </p>		<p style="text-align: center;">   SOUTH KAZAKHSTAN  <b>MEDICAL</b>  <b>ACADEMY</b>  АО «Южно-Казахстанская медицинская академия» </p>
Department of Pediatrics -1		044/38-11
Methodical recommendations for individual work of students		Page 6 of 18

1. Mazurin, A. V. Propaedeutics of childhood diseases. 1 volume [: textbook / - Almaty : "Evero" , 2017. - 144 p
2. Mazurin, A. V. Propaedeutics of childhood diseases. 2 volume] : textbook / - Almaty : "Evero" , 2017. - 172 p.
3. Mazurin, A. V. Propaedeutics of childhood diseases. 3 volume [: textbook / - Almaty : "Evero" , 2017. - 140 p.
4. Mazurin, A. V. Propaedeutics of childhood diseases. 4 volume: textbook / - Almaty : "Evero" , 2017. - 120 p.
5. Issayeva, L. A. Childhood diseases. I part [: textbook / - Almaty : "Evero" , 2017. - 144 p
6. Issayeva, L. A. Childhood diseases. II part] : textbook / - Almaty : "Evero" , 2017. - 170 p.
7. Issayeva, L. A. Childhood diseases. III part [: textbook / - Almaty : "Evero" , 2017. - 140 p.
8. Issayeva, L. A. Childhood diseases. IV part [: textbook / - Almaty : "Evero" , 2017. - 185 p.

#### **Additional:**

1. Karen J. marcdante. Robert M. Kligeman. Nelson "Essential of Pediatrics" 7th edition 2015.
2. Joseph J. Zorc Schwartz's "Clinical Handbook of Pediatrics" fifth edition 2013.

#### **Electronic resources:**

1. Karen J. marcdante. Robert M. Kligeman. Nelson "Essential of Pediatrics" 7th edition 2015. el disc (CD-ROM).

#### **8. Control-questions:**


1. Tell the embryonic development of the circulatory system
2. Stages of development of the circulatory system in the embryonic period.
3. Diagram of fetal blood flow.
4. Tell the features of the fetal heart.
5. Regulation of blood circulation

#### **№5**

- 1. Theme:** Methods of Echocardiography and Functional Samples in Children.
- 2. Purpose:** to study the methods of echocardiography and functional samples in children.
- 3. Tasks:**
  1. Diagnostic value of Echocardiography in childhood.
  2. The concept of load-functional tests in heart disease in children of different age groups.
  3. Ultrasound examination of the heart, its diagnostic significance.
  4. Indicators of Echocardiography in children.
- 4. Execution form:** presentation preparation
- 5. Criteria for the implementation of the IWS:** see Appendix №1,2.
- 6. Deadline:** 4th week
- 7. Literature:** basic and additional

#### **Basic:**

1. Mazurin, A. V. Propaedeutics of childhood diseases. 1 volume [: textbook / - Almaty : "Evero" , 2017. - 144 p
2. Mazurin, A. V. Propaedeutics of childhood diseases. 2 volume] : textbook / - Almaty : "Evero" , 2017. - 172 p.
3. Mazurin, A. V. Propaedeutics of childhood diseases. 3 volume [: textbook / - Almaty : "Evero" , 2017. - 140 p.
4. Mazurin, A. V. Propaedeutics of childhood diseases. 4 volume: textbook / - Almaty : "Evero" , 2017. - 120 p.

<p> ONTÜSTIK-QAZAQSTAN  <b>MEDISINA</b>  <b>AKADEMIASY</b>  «Оңтүстік Қазақстан медицина академиясы» АҚ </p>		<p>  SOUTH KAZAKHSTAN  <b>MEDICAL</b>  <b>ACADEMY</b>  АО «Южно-Казахстанская медицинская академия» </p>
Department of Pediatrics -1		044/38-11
Methodical recommendations for individual work of students		Page 7 of 18

5. Issayeva, L. A. Childhood diseases. I part [: textbook / - Almaty : "Evero" , 2017. - 144 p
6. Issayeva, L. A. Childhood diseases. II part] : textbook / - Almaty : "Evero" , 2017. - 170 p.
7. Issayeva, L. A. Childhood diseases. III part [: textbook / - Almaty : "Evero" , 2017. - 140 p.
8. Issayeva, L. A. Childhood diseases. IV part [: textbook / - Almaty : "Evero" , 2017. - 185 p.

**Additional:**

1. Karen J. marcdante. Robert M. Kligeman. Nelson "Essential of Pediatrics" 7th edition 2015.
2. Joseph J. Zore Schwartz's "Clinical Handbook of Pediatrics" fifth edition 2013.

**Electronic resources:**

1. Karen J. marcdante. Robert M. Kligeman. Nelson "Essential of Pediatrics" 7th edition 2015. el disc (CD-ROM).

**8. Control-questions:**

1. Diagnostic value of Echocardiography in childhood.
2. The concept of load-functional tests in heart disease in children of different age groups.
3. Ultrasound examination of the heart, its diagnostic significance.
4. Indicators of Echocardiography in children.

**№6**

**1. Theme:** Age features of ECG. Electrocardiographic signs of cardiac arrhythmia.

**2. Purpose:** discuss with students about ECG and signs of cardiac arrhythmia.

**3. Tasks:**

1. Definition of ECG.
2. Age peculiarities of ECG.
3. Normative ECG
4. Diagnostic significance of ECG in heart disease
5. Electrocardiographic signs of atrial and ventricular hypertrophy,
6. Electrocardiographic signs of cardiac arrhythmia

**4. Execution form:** presentation preparation

**5. Criteria for the implementation of the IWS:** see Appendix №1,2.

**6. Deadline:** 5th week

**7. Literature:** basic and additional


**Basic:**

1. Mazurin, A. V. Propaedeutics of childhood diseases. 1 volume [: textbook / - Almaty : "Evero" , 2017. - 144 p
2. Mazurin, A. V. Propaedeutics of childhood diseases. 2 volume] : textbook / - Almaty : "Evero" , 2017. - 172 p.
3. Mazurin, A. V. Propaedeutics of childhood diseases. 3 volume [: textbook / - Almaty : "Evero" , 2017. - 140 p.
4. Mazurin, A. V. Propaedeutics of childhood diseases. 4 volume: textbook / - Almaty : "Evero" , 2017. - 120 p.
5. Issayeva, L. A. Childhood diseases. I part [: textbook / - Almaty : "Evero" , 2017. - 144 p
6. Issayeva, L. A. Childhood diseases. II part] : textbook / - Almaty : "Evero" , 2017. - 170 p.
7. Issayeva, L. A. Childhood diseases. III part [: textbook / - Almaty : "Evero" , 2017. - 140 p.
8. Issayeva, L. A. Childhood diseases. IV part [: textbook / - Almaty : "Evero" , 2017. - 185 p.

**Additional:**

1. Karen J. marcdante. Robert M. Kligeman. Nelson "Essential of Pediatrics" 7th edition 2015.
2. Joseph J. Zore Schwartz's "Clinical Handbook of Pediatrics" fifth edition 2013.



<p> ONTÜSTIK-QAZAQSTAN  <b>MEDISINA</b>  <b>AKADEMIASY</b>  «Оңтүстік Қазақстан медицина академиясы» АҚ </p>		<p>  SOUTH KAZAKHSTAN  <b>MEDICAL</b>  <b>ACADEMY</b>  АО «Южно-Казахстанская медицинская академия» </p>
Department of Pediatrics -1		044/38-11
Methodical recommendations for individual work of students		Page 8 of 18

### Electronic resources:

1. Karen J. marcdante. Robert M. Kligeman. Nelson “Essential of Pediatrics” 7th edition 2015. el disc (CD-ROM).

### 8. Control-questions:

1. Definition of ECG.
2. Age peculiarities of ECG.
3. Normative ECG
4. Diagnostic significance of ECG in heart disease
5. Electrocardiographic signs of atrial and ventricular hypertrophy,
6. Electrocardiographic signs of cardiac arrhythmia

### №7

**1. Theme:** Stages of embryonic development of the digestive system.

**2. Purpose:** to study the stages of embryonic development of the digestive system.

#### 3. Tasks:

1. Development of the digestive apparatus.
2. Embryonic primary intestinal tube.
3. Development and tissue sources of intestinal membranes in its various sections.
4. The concept of anomalies of the gastrointestinal tract.
5. Predisposing factors and causes leading to the development of anomalies of the gastrointestinal tract.
6. Anomalies of the gastrointestinal tract. Classification. Clinic.
7. Atresia of the esophagus, causes of development, diagnosis.
8. Instrumental and functional research methods.

**4. Execution form:** presentation preparation

**5. Criteria for the implementation of the IWS:** see Appendix №1,2.

**6. Deadline:** 6th week

**7. Literature:** basic and additional


#### Basic:

1. Mazurin, A. V. Propaedeutics of childhood diseases. 1 volume [: textbook / - Almaty : "Evero" , 2017. - 144 p
2. Mazurin, A. V. Propaedeutics of childhood diseases. 2 volume] : textbook / - Almaty : "Evero" , 2017. - 172 p.
3. Mazurin, A. V. Propaedeutics of childhood diseases. 3 volume [: textbook / - Almaty : "Evero" , 2017. - 140 p.
4. Mazurin, A. V. Propaedeutics of childhood diseases. 4 volume: textbook / - Almaty : "Evero" , 2017. - 120 p.
5. Issayeva, L. A. Childhood diseases. I part [: textbook / - Almaty : "Evero" , 2017. - 144 p
6. Issayeva, L. A. Childhood diseases. II part] : textbook / - Almaty : "Evero" , 2017. - 170 p.
7. Issayeva, L. A. Childhood diseases. III part [: textbook / - Almaty : "Evero" , 2017. - 140 p.
8. Issayeva, L. A. Childhood diseases. IV part [: textbook / - Almaty : "Evero" , 2017. - 185 p.

#### Additional:

1. Karen J. marcdante. Robert M. Kligeman. Nelson “Essential of Pediatrics” 7th edition 2015.
2. Joseph J. Zorc Schwartz’s “ Clinical Handbook of Pediatrics” fifth edition 2013.



<p> ONTÜSTIK-QAZAQSTAN  <b>MEDISINA</b>  <b>AKADEMIASY</b>  «Оңтүстік Қазақстан медицина академиясы» АҚ </p>		<p>  SOUTH KAZAKHSTAN  <b>MEDICAL</b>  <b>ACADEMY</b>  АО «Южно-Казахстанская медицинская академия» </p>
Department of Pediatrics -1		044/38-11
Methodical recommendations for individual work of students		Page 9 of 18

### Electronic resources:

1. Karen J. marcdante. Robert M. Kligeman. Nelson “Essential of Pediatrics” 7th edition 2015. el disc (CD-ROM).

### 8. Control-questions:

1. Tell the embryonic development of the digestive system.
2. What predisposing factors and causes lead to the development of anomalies of the digestive system?
3. Tell classification and clinic abnormalities of the digestive system.

### №8

**1. Theme:** Children's skin. Morphological immaturity of the skin and factors of its compensation. Skin features.

**2.Purpose:** to study of children's skin features and morphological immaturity of the skin and factors of its compensation.

#### 3.Tasks:

1. Features of the structure of the skin and its appendages.
2. Functional features of the skin in children.
3. Methods of skin research.
4. Primary morphological elements of the skin.
5. Secondary morphological elements of the skin.
6. Skin characteristics in children.
7. Special tests to determine skin pathology

**4. Execution form:** presentation preparation

**5. Criteria for the implementation of the IWS:** see Appendix №1,2.

**6. Deadline:** 7th week

**7. Literature:** basic and additional

#### Basic:


1. Mazurin, A. V. Propaedeutics of childhood diseases. 1 volume [: textbook / - Almaty : "Evero" , 2017. - 144 p
2. Mazurin, A. V. Propaedeutics of childhood diseases. 2 volume] : textbook / - Almaty : "Evero" , 2017. - 172 p.
3. Mazurin, A. V. Propaedeuotics of childhood diseases. 3 volume [: textbook / - Almaty : "Evero" , 2017. - 140 p.
4. Mazurin, A. V. Propaedeutics of childhood diseases. 4 volume: textbook / - Almaty : "Evero" , 2017. - 120 p.
5. Issayeva, L. A. Childhood diseases. I part [: textbook / - Almaty : "Evero" , 2017. - 144 p
6. Issayeva, L. A. Childhood diseases. II part] : textbook / - Almaty : "Evero" , 2017. - 170 p.
7. Issayeva, L. A. Childhood diseases. III part [: textbook / - Almaty : "Evero" , 2017. - 140 p.
8. Issayeva, L. A. Childhood diseases. IV part [: textbook / - Almaty : "Evero" , 2017. - 185 p.

#### Additional:

- 1.Karen J. marcdante. Robert M. Kligeman. Nelson “Essential of Pediatrics” 7th edition 2015.
- 2.Joseph J.Zorc Schwartz’s “ Clinical Handbook of Pediatrics” fifth edition 2013.

### Electronic resources:

1. Karen J. marcdante. Robert M. Kligeman. Nelson “Essential of Pediatrics” 7th edition 2015. el disc (CD-ROM).

<p> ONTÜSTIK-QAZAQSTAN  <b>MEDISINA  AKADEMIASY</b>  «Оңтүстік Қазақстан медицина академиясы» АҚ </p>		<p>  SOUTH KAZAKHSTAN  <b>MEDICAL  ACADEMY</b>  АО «Южно-Казахстанская медицинская академия» </p>
Department of Pediatrics -1		044/38-11
Methodical recommendations for individual work of students		Page 10 of 18

### 8. Control-questions:

1. Tell the structural features of the skin and its appendages.
2. Functional features of the skin in children.
3. Methods of skin research.
4. What are the primary morphological elements of the skin?
5. What are secondary morphological elements of the skin?
6. Tell the characteristics of the skin in children.

### №9

**1. Theme:** Instrumental and laboratory methods for the study of patients with diseases of the digestive system in children of different age groups.

**2.Purpose:** discuss with the students about the methods for the study of patients with diseases of the digestive system in children of different age groups.

#### **3.Tasks:**

1. Laboratory determination of plasma bilirubin level, proteinograms, enzyme content.
2. Diagnostic significance of functional tests.
3. Coprological study.
4. Endoscopic and x-ray examination of DS

**4. Execution form:** presentation preparation

**5. Criteria for the implementation of the IWS:** see Appendix №1,2.

**6. Deadline:** 9th week

**7. Literature:** basic and additional

#### **Basic:**

1. Mazurin, A. V. Propaedeutics of childhood diseases. 1 volume [: textbook / - Almaty : "Evero" , 2017. - 144 p
2. Mazurin, A. V. Propaedeutics of childhood diseases. 2 volume] : textbook / - Almaty : "Evero" , 2017. - 172 p.
3. Mazurin, A. V. Propaedeutics of childhood diseases. 3 volume [: textbook / - Almaty : "Evero" , 2017. - 140 p.
4. Mazurin, A. V. Propaedeutics of childhood diseases. 4 volume: textbook / - Almaty : "Evero" , 2017. - 120 p.
5. Issayeva, L. A. Childhood diseases. I part [: textbook / - Almaty : "Evero" , 2017. - 144 p
6. Issayeva, L. A. Childhood diseases. II part] : textbook / - Almaty : "Evero" , 2017. - 170 p.
7. Issayeva, L. A. Childhood diseases. III part [: textbook / - Almaty : "Evero" , 2017. - 140 p.
8. Issayeva, L. A. Childhood diseases. IV part [: textbook / - Almaty : "Evero" , 2017. - 185 p.

#### **Additional:**

- 1.Karen J. marcdante. Robert M. Kligeman. Nelson “Essential of Pediatrics” 7th edition 2015.
- 2.Joseph J.Zorc Schwartz’s “ Clinical Handbook of Pediatrics” fifth edition 2013.

#### **Electronic resources:**

1. Karen J. marcdante. Robert M. Kligeman. Nelson “Essential of Pediatrics” 7th edition 2015. el disc (CD-ROM).

### 8. Control-questions:

1. Tell us about the normative indicators of bilirubin, proteinograms.
2. Diagnostic significance of functional tests.
3. Tell standard indicators coprological study.
4. Tell the diagnostic significance of endoscopic and x-ray studies of DS.



<p> ONTÜSTIK-QAZAQSTAN  <b>MEDISINA</b>  <b>AKADEMIASY</b>  «Оңтүстік Қазақстан медицина академиясы» АҚ </p>		<p> SOUTH KAZAKHSTAN  <b>MEDICAL</b>  <b>ACADEMY</b>  АО «Южно-Казахстанская медицинская академия» </p>
Department of Pediatrics -1		044/38-11
Methodical recommendations for individual work of students		Page 11 of 18

## №10

**1. Theme:** Natural and artificial feeding of infants. Classification and characteristics of milk mixtures for artificial feeding.

**2. Purpose:** to study of the natural and artificial feeding of infants. Classification and characteristics of milk mixtures for artificial feeding.

**3. Tasks:**

1. Methods for calculating the daily amount of food and diet.
2. The daily requirement of the child in proteins, fats, carbohydrates, calories.
3. The concept of "artificial feeding".
4. Classification and characteristics of formula for artificial feeding.
5. Artificial feeding technique and criteria for evaluating its effectiveness.

**4. Execution form:** presentation preparation

**5. Criteria for the implementation of the IWS:** see Appendix №1,2.

**6. Deadline:** 10th week

**7. Literature:** basic and additional

**Basic:**

1. Mazurin, A. V. Propaedeutics of childhood diseases. 1 volume [: textbook / - Almaty : "Evero" , 2017. - 144 p
2. Mazurin, A. V. Propaedeutics of childhood diseases. 2 volume] : textbook / - Almaty : "Evero" , 2017. - 172 p.
3. Mazurin, A. V. Propaedeutics of childhood diseases. 3 volume [: textbook / - Almaty : "Evero" , 2017. - 140 p.
4. Mazurin, A. V. Propaedeutics of childhood diseases. 4 volume: textbook / - Almaty : "Evero" , 2017. - 120 p.
5. Issayeva, L. A. Childhood diseases. I part [: textbook / - Almaty : "Evero" , 2017. - 144 p
6. Issayeva, L. A. Childhood diseases. II part] : textbook / - Almaty : "Evero" , 2017. - 170 p.
7. Issayeva, L. A. Childhood diseases. III part [: textbook / - Almaty : "Evero" , 2017. - 140 p.
8. Issayeva, L. A. Childhood diseases. IV part [: textbook / - Almaty : "Evero" , 2017. - 185 p.

**Additional:**

1. Karen J. marcdante. Robert M. Kligeman. Nelson "Essential of Pediatrics" 7th edition 2015.
2. Joseph J. Zorc Schwartz's "Clinical Handbook of Pediatrics" fifth edition 2013.

**Electronic resources:**

1. Karen J. marcdante. Robert M. Kligeman. Nelson "Essential of Pediatrics" 7th edition 2015. el disc (CD-ROM).

**8. Control-questions:**

1. What is artificial feeding?
2. Tell us about the methods of calculating the daily amount of food and diet.
3. How is the daily requirement of the child in proteins, fats, carbohydrates calculated?
4. Describe the characteristics of formula milk for artificial feeding.
5. Tell us about the criteria for evaluating artificial feeding.


## №11

**1. Theme:** Embryonic development of the urinary system.

**2. Purpose:** to study of embryonic development of the urinary system.

**3. Tasks:**

1. Embryonic development of the urinary system.

<p>ONTÜSTIK-QAZAQSTAN <b>MEDISINA AKADEMIASY</b> «Оңтүстік Қазақстан медицина академиясы» АҚ</p>		<p>SOUTH KAZAKHSTAN <b>MEDICAL ACADEMY</b> АО «Южно-Казахстанская медицинская академия»</p>
<p>Department of Pediatrics -1</p>		<p>044/38-11</p>
<p>Methodical recommendations for individual work of students</p>		<p>Page 12 of 18</p>

2. Features of the structure of the kidney in children of different age groups.
3. The concept of abnormalities of the urinary system.
4. Predisposing factors and causes leading to the development of abnormalities of the urinary system.
5. Abnormalities of the urinary system. Classification. Clinic
- 4. Execution form:** presentation preparation
- 5. Criteria for the implementation of the IWS:** see Appendix №1,2.

**6. Deadline:** 11th week

**7. Literature:** basic and additional

**Basic:**

1. Mazurin, A. V. Propaedeutics of childhood diseases. 1 volume [: textbook / - Almaty : "Evero" , 2017. - 144 p
2. Mazurin, A. V. Propaedeutics of childhood diseases. 2 volume] : textbook / - Almaty : "Evero" , 2017. - 172 p.
3. Mazurin, A. V. Propaedeutics of childhood diseases. 3 volume [: textbook / - Almaty : "Evero" , 2017. - 140 p.
4. Mazurin, A. V. Propaedeutics of childhood diseases. 4 volume: textbook / - Almaty : "Evero" , 2017. - 120 p.
5. Issayeva, L. A. Childhood diseases. I part [: textbook / - Almaty : "Evero" , 2017. - 144 p
6. Issayeva, L. A. Childhood diseases. II part] : textbook / - Almaty : "Evero" , 2017. - 170 p.
7. Issayeva, L. A. Childhood diseases. III part [: textbook / - Almaty : "Evero" , 2017. - 140 p.
8. Issayeva, L. A. Childhood diseases. IV part [: textbook / - Almaty : "Evero" , 2017. - 185 p.

**Additional:**

1. Karen J. marcdante. Robert M. Kligeman. Nelson "Essential of Pediatrics" 7th edition 2015.
2. Joseph J. Zorc Schwartz's "Clinical Handbook of Pediatrics" fifth edition 2013.

**Electronic resources:**

1. Karen J. marcdante. Robert M. Kligeman. Nelson "Essential of Pediatrics" 7th edition 2015. el disc (CD-ROM).

**8. Control-questions:**

1. Tell the embryonic development of the urinary system.
2. What predisposing factors and causes lead to the development of abnormalities of the urinary system?
3. Tell classification and clinic abnormalities of the urinary system.
4. Tell me the vesicoureteral reflux, the degree of abandonment.
5. Tell me the stages of hydronephrosis.
6. Tell instrumental and functional methods of research

**№12**

**1. Theme:** Features of hemostasis and its pathology in newborns.

**2. Purpose:** to study of features of hemostasis and its pathology in newborns.

**3. Tasks:**

1. The concept of hemostasis.
2. Features of hemostasis in newborns
3. The main clinical manifestations of hemorrhagic syndrome in newborns.
4. Laboratory parameters of HS.
5. The significance of determining the syndrome in differential diagnosis.



<p> ONTÜSTIK-QAZAQSTAN  <b>MEDISINA</b>  <b>AKADEMIASY</b>  «Оңтүстік Қазақстан медицина академиясы» АҚ </p>		<p> SOUTH KAZAKHSTAN  <b>MEDICAL</b>  <b>ACADEMY</b>  АО «Южно-Казахстанская медицинская академия» </p>
Department of Pediatrics -1		044/38-11
Methodical recommendations for individual work of students		Page 13 of 18

6. Laboratory characteristics of hemorrhagic syndrome.

**4. Execution form:** presentation preparation

**5. Criteria for the implementation of the IWS:** see Appendix №1,2.

**6. Deadline:** 12th week

**7. Literature:** basic and additional

**Basic:**

1. Mazurin, A. V. Propaedeutics of childhood diseases. 1 volume [: textbook / - Almaty : "Evero" , 2017. - 144 p
2. Mazurin, A. V. Propaedeutics of childhood diseases. 2 volume] : textbook / - Almaty : "Evero" , 2017. - 172 p.
3. Mazurin, A. V. Propaedeutics of childhood diseases. 3 volume [: textbook / - Almaty : "Evero" , 2017. - 140 p.
4. Mazurin, A. V. Propaedeutics of childhood diseases. 4 volume: textbook / - Almaty : "Evero" , 2017. - 120 p.
5. Issayeva, L. A. Childhood diseases. I part [: textbook / - Almaty : "Evero" , 2017. - 144 p
6. Issayeva, L. A. Childhood diseases. II part] : textbook / - Almaty : "Evero" , 2017. - 170 p.
7. Issayeva, L. A. Childhood diseases. III part [: textbook / - Almaty : "Evero" , 2017. - 140 p.
8. Issayeva, L. A. Childhood diseases. IV part [: textbook / - Almaty : "Evero" , 2017. - 185 p.

**Additional:**

1. Karen J. marcdante. Robert M. Kligeman. Nelson "Essential of Pediatrics" 7th edition 2015.
2. Joseph J. Zorc Schwartz's "Clinical Handbook of Pediatrics" fifth edition 2013.

**Electronic resources:**

1. Karen J. marcdante. Robert M. Kligeman. Nelson "Essential of Pediatrics" 7th edition 2015. el disc (CD-ROM).

**8. Control-questions:**

1. What is hemorrhagic syndrome?
2. What predisposing factors and causes lead to the development of hemorrhagic syndrome in newborns?
3. Tell the clinical manifestations of hemorrhagic syndrome in newborns.
4. Tell the principles of diagnosis of hemorrhagic syndrome.
5. Tell laboratory values hemorrhagic syndrome

**№13**

**1. Theme:** Endocrine forms of obesity, classification, risk factors in children.

**2. Purpose:** to study of endocrine forms of obesity, classification, risk factors in children.

**3. Tasks:**


1. The concept of obesity
2. Endocrine forms of obesity
3. Classification of overweight and obesity
4. Risk factors in children
5. Clinical symptoms of obesity
6. Diagnostics.

**4. Execution form:** presentation preparation

**5. Criteria for the implementation of the IWS:** see Appendix №1,2.

**6. Deadline:** 13th week

**7. Literature:** basic and additional

<p>ONTÜSTIK-QAZAQSTAN MEDISINA AKADEMIASY «Оңтүстік Қазақстан медицина академиясы» АҚ</p>		<p>SOUTH KAZAKHSTAN MEDICAL ACADEMY АО «Южно-Казахстанская медицинская академия»</p>
<p>Department of Pediatrics -1</p>		<p>044/38-11</p>
<p>Methodical recommendations for individual work of students</p>		<p>Page 14 of 18</p>

### Basic:

1. Mazurin, A. V. Propaedeutics of childhood diseases. 1 volume [: textbook / - Almaty : "Evero" , 2017. - 144 p
2. Mazurin, A. V. Propaedeutics of childhood diseases. 2 volume] : textbook / - Almaty : "Evero" , 2017. - 172 p.
3. Mazurin, A. V. Propaedeutics of childhood diseases. 3 volume [: textbook / - Almaty : "Evero" , 2017. - 140 p.
4. Mazurin, A. V. Propaedeutics of childhood diseases. 4 volume: textbook / - Almaty : "Evero" , 2017. - 120 p.
5. Issayeva, L. A. Childhood diseases. I part [: textbook / - Almaty : "Evero" , 2017. - 144 p
6. Issayeva, L. A. Childhood diseases. II part] : textbook / - Almaty : "Evero" , 2017. - 170 p.
7. Issayeva, L. A. Childhood diseases. III part [: textbook / - Almaty : "Evero" , 2017. - 140 p.
8. Issayeva, L. A. Childhood diseases. IV part [: textbook / - Almaty : "Evero" , 2017. - 185 p.

### Additional:

1. Karen J. marcdante. Robert M. Kligeman. Nelson "Essential of Pediatrics" 7th edition 2015.
2. Joseph J. Zorc Schwartz's "Clinical Handbook of Pediatrics" fifth edition 2013.

### Electronic resources:

1. Karen J. marcdante. Robert M. Kligeman. Nelson "Essential of Pediatrics" 7th edition 2015. el disc (CD-ROM).

### 8. Control-questions:

1. What is obesity?
2. Tell endocrine forms of obesity in children
3. How does the body mass index?
4. Clinical symptoms of obesity

### №14

**1. Theme:** Psychomotor development of children, its features in different periods of childhood. Features of the assessment of neuropsychiatric development of the newborn.

**2. Purpose:** to explain of the psychomotor development of children, its features in different periods of childhood.

#### 3. Tasks:

1. The concept of psychomotor development of children.
2. Features psychomotor development in different periods of childhood.
3. Types of higher nervous activity and phase States in children, their importance for education.
4. Assessment of psychomotor development of children.
5. Features of assessment of neuropsychiatric development of the newborn

**4. Execution form:** presentation preparation

**5. Criteria for the implementation of the IWS:** see Appendix №1,2.

**6. Deadline:** 14th week

**7. Literature:** basic and additional

### Basic:

1. Mazurin, A. V. Propaedeutics of childhood diseases.1 volume [: textbook / - Almaty : "Evero" , 2017. - 144 p
2. Mazurin, A. V. Propaedeutics of childhood diseases.2 volume] : textbook / - Almaty : "Evero" , 2017. - 172 p.



<p> ONTÜSTIK-QAZAQSTAN  <b>MEDISINA</b>  <b>AKADEMIASY</b>  «Оңтүстік Қазақстан медицина академиясы» АҚ </p>		<p> SOUTH KAZAKHSTAN  <b>MEDICAL</b>  <b>ACADEMY</b>  АО «Южно-Казахстанская медицинская академия» </p>
Department of Pediatrics -1		044/38-11
Methodical recommendations for individual work of students		Page 15 of 18

3. Mazurin, A. V. Propaedeutics of childhood diseases. 3 volume [: textbook / - Almaty : "Evero" , 2017. - 140 p.
4. Mazurin, A. V. Propaedeutics of childhood diseases. 4 volume: textbook / - Almaty : "Evero" , 2017. - 120 p.
5. Issayeva, L. A. Childhood diseases. I part [: textbook / - Almaty : "Evero" , 2017. - 144 p
6. Issayeva, L. A. Childhood diseases. II part] : textbook / - Almaty : "Evero" , 2017. - 170 p.
7. Issayeva, L. A. Childhood diseases. III part [: textbook / - Almaty : "Evero" , 2017. - 140 p.
8. Issayeva, L. A. Childhood diseases. IV part [: textbook / - Almaty : "Evero" , 2017. - 185 p.

#### **Additional:**

1. Karen J. marcdante. Robert M. Kligeman. Nelson "Essential of Pediatrics" 7th edition 2015.
2. Joseph J. Zorc Schwartz's "Clinical Handbook of Pediatrics" fifth edition 2013.

#### **Electronic resources:**

1. Karen J. marcdante. Robert M. Kligeman. Nelson "Essential of Pediatrics" 7th edition 2015. el disc (CD-ROM).

#### **8. Control-questions:**

1. Tell features psychomotor development in different periods of childhood.
2. How does it assess psychomotor development in children?
3. Tell us the features of the assessment of neuropsychiatric development of the newborn

#### **№15**

**1. Theme:** Bone system in children. Morphological immaturity and factors of its compensation. Method of research. Lesions of the bone system in children (hereditary, congenital, acquired).

**2. Purpose:** to study of bone system in children and morphological immaturity and factors of its compensation.

#### **3. Tasks:**

1. Bone system in children of different age groups.
2. Determination of bone age.
3. Morphological immaturity and factors of its compensation.
4. Hereditary lesions of the bone system in children
5. Congenital lesions of the bone system in children
6. Acquired bone lesions in children.
7. Clinical symptom.
8. Method of research.

**4. Execution form:** presentation preparation


**5. Criteria for the implementation of the IWS:** see Appendix №1,2.

**6. Deadline:** 15th week

**7. Literature:** basic and additional

#### **Basic:**

1. Mazurin, A. V. Propaedeutics of childhood diseases. 1 volume [: textbook / - Almaty : "Evero" , 2017. - 144 p
2. Mazurin, A. V. Propaedeutics of childhood diseases. 2 volume] : textbook / - Almaty : "Evero" , 2017. - 172 p.
3. Mazurin, A. V. Propaedeutics of childhood diseases. 3 volume [: textbook / - Almaty : "Evero" , 2017. - 140 p.
4. Mazurin, A. V. Propaedeutics of childhood diseases. 4 volume: textbook / - Almaty : "Evero" , 2017. - 120 p.

<p> ONTÜSTIK-QAZAQSTAN  <b>MEDISINA</b>  <b>AKADEMIASY</b>  «Оңтүстік Қазақстан медицина академиясы» АҚ </p>	
<p>  SOUTH KAZAKHSTAN  <b>MEDICAL</b>  <b>ACADEMY</b>  АО «Южно-Казахстанская медицинская академия» </p>	
Department of Pediatrics -1	044/38-11
Methodical recommendations for individual work of students	Page 16 of 18

5. Issayeva, L. A. Childhood diseases. I part [: textbook / - Almaty : "Evero" , 2017. - 144 p
6. Issayeva, L. A. Childhood diseases. II part] : textbook / - Almaty : "Evero" , 2017. - 170 p.
7. Issayeva, L. A. Childhood diseases. III part [: textbook / - Almaty : "Evero" , 2017. - 140 p.
8. Issayeva, L. A. Childhood diseases. IV part [: textbook / - Almaty : "Evero" , 2017. - 185 p.

**Additional:**

1. Karen J. marcdante. Robert M. Kligeman. Nelson “Essential of Pediatrics” 7th edition 2015.
2. Joseph J. Zore Schwartz’s “ Clinical Handbook of Pediatrics” fifth edition 2013.


**Electronic resources:**

1. Karen J. marcdante. Robert M. Kligeman. Nelson “Essential of Pediatrics” 7th edition 2015. el disc (CD-ROM).

**8. Control-questions:**

1. Tell us the features of the bone system in children of different age groups.
2. Tell us the features of determining bone age in children.
3. Clinical symptoms acquired bone lesions in children.
4. Clinical symptoms hereditary damage to the bone system in children



<p> ONTÜSTIK-QAZAQSTAN  <b>MEDISINA  AKADEMIASY</b>  «Оңтүстік Қазақстан медицина академиясы» АҚ </p>		<p>  SOUTH KAZAKHSTAN  <b>MEDICAL  ACADEMY</b>  АО «Южно-Казахстанская медицинская академия» </p>
Department of Pediatrics -1		044/38-11
Methodical recommendations for individual work of students		Page 17 of 18

## Appendix №1

### Theme, requirements for the implementation and maintenance of the IWS

**1. Individual work of students** - work on a specific list of topics set aside for independent study, provided with educational and methodical literature and recommendations, controlled in the form of tests, examinations, colloquiums, abstracts, essays and reports.

**2. Requirements for the implementation of the IWS:** the tasks received by the student must be completed within the specified period and in full. IWS is envisaged as extracurricular work, verification can be carried out at seminars, practical exercises.

When performing tasks it is necessary:

- independently study the topic, if necessary, consult with the teacher;
- students should study the mandatory and additional literature, materials of statistical data, be able to analyze them to justify the necessary strategies and decisions;
- Tasks are prepared individually or in a group.

### 3. Forms of the IWS:

#### ☐ Presentation

#### Individual work of students is accepted in electronic form.

**1.Presentation:** is carried out independently. At least 3 references are used. Slides should be informative and concise. When defending, the author must demonstrate deep knowledge of the theme, avoid mistakes when answering questions during the discussion.

#### Requirements for the implementation of the IWS:

**1.Presentation: Style:** 1. Unified design style; 2. Avoid styles that distract from the presentation itself; 3. Auxiliary information should not prevail over the text, picture. **Background:** Cooler tones (blue, green). Use of color: no more than 3 colors: for background, title and text. **Content:** 1. use short words and sentences; 2. headlines should attract the attention of the audience. **Page location:** 1. preferably horizontal arrangement of information; 2. Important information should be located in the center of the screen; 3. The inscription should be located under the picture. **Printing type** 1. for headlines - at least 24; 2. for information - at least 18; 3. to highlight the information should be bold, italics. **Selection methods:** should use frames, borders, fills. Different font colors, shading, arrows, drawings, diagrams, diagrams, etc. **Amount of information:** 1. You should not fill one slide with too much information; 2. Display the key points one by one on each separate slide. **Slide types:** To ensure diversity, use slides with text, with tables, with diagrams. The number of slides on 1 topic is at least 15.

<p>ONTÜSTIK-QAZAQSTAN MEDISINA AKADEMIASY «Оңтүстік Қазақстан медицина академиясы» АҚ</p>		<p>SOUTH KAZAKHSTAN MEDICAL ACADEMY АО «Южно-Казахстанская медицинская академия»</p>
Department of Pediatrics -1		044/38-11
Methodical recommendations for individual work of students		Page 18 of 18

## Appendix №2

### The criteria for evaluation

#### Theme Presentation used in the preparation of the IWS

Control form	Score	Evaluation criterion
Preparing for the presentation of the topic	<b>Excellent</b> Corresponds to the estimates: A (4,0, 95-100%); A- (3,67, 90-94%)	The presentation run on its own, at the appointed time, using at least 3 literature sources, slides informative and decoration, while protecting the speaker demonstrates a deep knowledge on the subject, does not make mistakes when answering questions during the discussion, responding clearly and without difficulty or a little thinking with uncertainty. Check for plagiarism 90 – 100%.
	<b>Good</b> Corresponds to the estimates: B+ (3,33; 85-89%); B (3,0; 80-84%) B- (2,67; 75-79%) C+ (2,33; 70-74%)	The presentation was made independently, at the appointed time, using at least 3 literary sources, slides are informative, possibly non-canonical, the speaker demonstrates good knowledge of the topic, makes mistakes when answering questions that he corrects. Check for plagiarism 70-89%.
	<b>Satisfactorily</b> Corresponds to the estimates: C (2,0; 65-69%) C- (1,67; 60-64%) D+ (1,0; 50-54%)	The presentation run on its own, at the appointed time, used at least 3 literature sources, the slides may tend to be biased, while protecting the author admits the fundamental errors in answering questions or orientirueshsya in their own material. Check for plagiarism 50-69%.
	<b>Unsatisfactorily</b> Corresponds to the estimates: F <sub>x</sub> (0,5; 25-49%) F (0; 0-24 %)	For the census of this work. When protecting a presentation, the text do not read correctly. The student is not sufficiently oriented in his own material. Check for plagiarism 0-49%.